	Datasheet	Doc.Ref : SAE-810_DS
	SAE-810 Switch Actuator Extension 8x10A	Revision : 1.00
		Page : 1 of 3

SAE-810

Switch Actuator Extension 8x10A Datasheet

1. DESCRIPTION

The Universal KNX Actuator System is a fully modular actuator system where extension modules can be plugged-in to extend the number of channels as needed. Up to 72 channels can be combined for switching, shutter or blind, heating, dimming, analog 0-10V or LED drivers with various size and power.

Up to 8 extension modules can be added to the master actuator. Depending on the extension type, you are able to drive **up to 72 outputs** with the actuator system using a **single KNX interface**.


The SAE-810 extension module has 8 channels (A to H) to drive 230 V AC electrical loads up to 10A. Each channel can be configured as a switching actuator or a shutter actuator.

Extension modules are mounted on the right side of the master actuator, on the same DIN-rail using the provided side connector.

In ETS, select the following extension type:

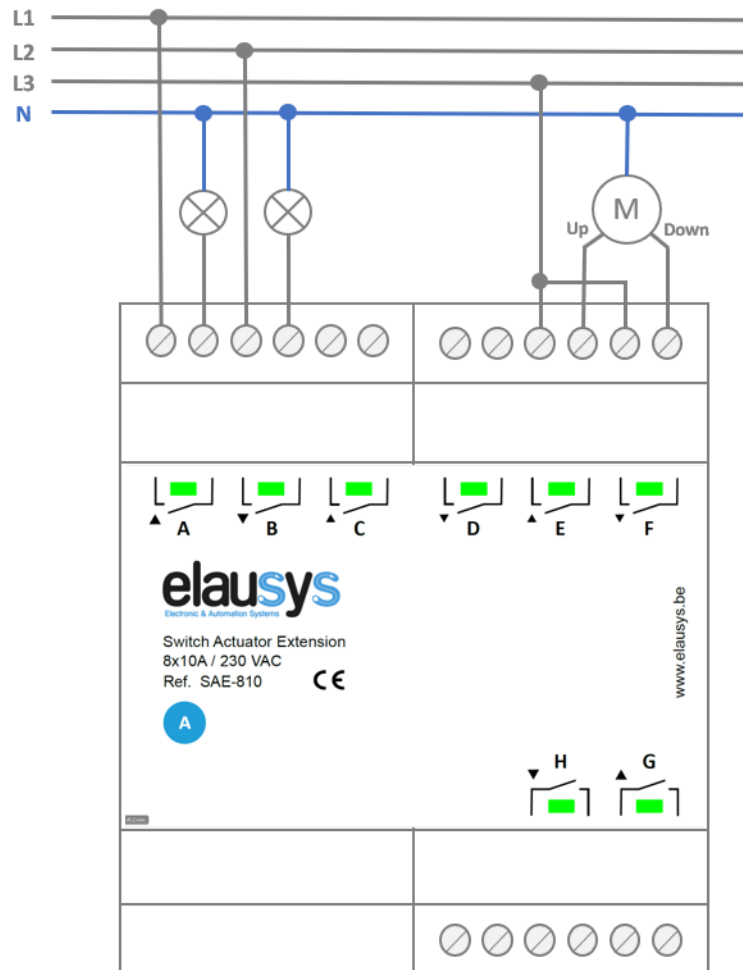
Switch Actuator 8-fold


See MSA-810 User Manual for detailed features of each channel for this type of extension.

	Datasheet	Doc.Ref : SAE-810_DS
	SAE-810 Switch Actuator Extension 8x10A	Revision : 1.00
		Page : 2 of 3

2. CONNECTION

For each relay output there is a free potential contact between two screw terminals, the first terminal is to connect the main phase from the circuit breaker distribution, the second terminal is to connect the load. See below the example of two lights connected to channel A and B. When connecting a shutter/blind, two consecutive channels must be used (Up and down), the main phase from the circuit breaker is connected to the first terminal of each channel, the second terminal of the “Up” channel is connected to the motor phase for upward direction, the second terminal of the “Down” channel is connected to the motor phase for downward direction. See the example below of channels E and F used to drive a shutter/blind motor.



	Datasheet	Doc.Ref : SAE-810_DS
	SAE-810 Switch Actuator Extension 8x10A	Revision : 1.00
		Page : 3 of 3

3. TECHNICAL DATA

DESCRIPTION	VALUES
Power supply	Internally from master actuator
Operating temperature	0 to + 45°C
Enclosure	IP20
Dimensions (Space Units)	4SU
Switching outputs	8
Output rated voltage	230 VAC
Rated resistive load	10 A
Output life expectancy (mechanical)	10.000.000
Max. total current of the actuator	20A
Screw terminal section	2,5mm ²
Torque screw terminal	0,5Nm
Max. extension modules	8
Max. SAE-x10 extensions	Max. 40 channels 10A (Combined on MSA-810 / SAE-410 / SAE-810 / SAE-1210)
Max. number of channels	72
Available application software	ETS4 (limited functions) / ETS5 (full functions)